



Forever In Stitches^{LLC}

Your Full Service Quilt Shop In Northwest Ohio™

120 N. Main Street
Bluffton, OH 45817
419/358-0656
www.fisllc.com

Hours

Monday Closed
Tuesday 10:00 to 9:00
Weds – Sat 10:00 to 5:30
3rd Sunday 1:00 to 5:00
Other Sundays Closed
Other By Appointment

SewSewNEWS

January & February 2006

Inside This Issue . . .

"Row" Of The Month.....	1	New Collection Notification Service.....	2
New Hours.....	1	Web Drawing	2
Sale Area.....	2	Changes To The Newsletter.....	2
VIP Card.....	2	New Collection Swatch Club.....	3
2 for 24 Card.....	2	Classes	3
New Fabrics.....	2	SewSewNEWS	4

"Row" Of The Month

The new Block of the Month program is based on "**Summer Day Sampler**" by The Rabbit Factory. Shown above is the center of the quilt. Due to the construction of this quilt, the monthly block is more like a row. Registration fee is \$10, non-refundable (includes the last two months of blocks). Monthly fee is \$4.00. The pattern is \$14.00. See www.fisllc.com/id217.html ☺



New Hours

Our new shop hours are:

- Closed Monday
- Tuesday 10 a.m. to 9:00 p.m.
- Wednesday - Saturday 10:00 a.m. to 5:30 p.m.
- 3rd Sunday of the month 1:00 p.m. to 5:00 p.m.
- Closed all other Sundays
- Other by appointment ☺

Sale Area

We have added a sale area capable of handling 500 bolts. We have started with **250 bolts at 45%** off list! This is a permanent area. We will constantly be moving older collections to this area to make room for the new collections. Refer to www.fisllc.com/id210.html ☺

VIP Card

"**Velvet's Immediate Percentage off**" Card enables you to start saving immediately. Your discounts start at 3% and can continue up to 25%. The discounts and earnings are for all products, and not just fabric. Refer to www.fisllc.com/id211.html ☺

2 for 24 Card

Last year's "2 for 24" card has expired. You must either use the completed cards for fabric or roll over your incomplete or complete cards by the end of January 2006. See www.fisllc.com/id69.html ☺

New Fabrics

We have many new fabrics on our shelves:

- "Echoes of Color" by Nathan Fabrics
- "Be Mine" by Deb Strain by Moda
- "Sweet Valentine" by RJR
- "Sweet Hearts" by Nathan Fabrics
- "Madam Butterfly" by Sentimental Studios by Moda
- "Cute As A Button" by RJR
- "Beach Cats & Dogs" by In The Beginning
- "Yippee" by Michael Miller

Please refer to www.fisllc.com/id91.html. ☺

New Collection Notification Service

We will be notifying clients by email with pictures when new fabric is made available. If you have given us your email address for newsletters, you will automatically be notified by this method of the new arrivals! See www.fisllc.com/id219.html ☺

Web Drawing

To encourage use of our web-site we are conducting web-based drawings. The dates and prizes are announced on the web at www.fisllc.com/id197.html. You can also come into the store and enter ☺

Changes To The Newsletter

You will notice a much shorter newsletter that shows the highlights. Detailed information on all topics is available in the store or on the web, as referenced.

This change has been necessitated by the difficulty in getting land-mail out quickly, increased costs, and its inability to be responsive to our business. For example, we will now be notifying customers by e-mail of the new fabric arrivals **with pictures**.

We will be relying on the web and email for notification. If you wish to be notified of new events in a timely manner, please let us know your email address. And please consider switching your SewSewNEWS from snail-mail to e-mail.

In the future, we expect to have a computer available by the sofas to allow customers to check our web-site.

Please refer to www.fisllc.com/id23.html ☺

New Collection Swatch Club

Ever wondered what a fabric in a magazine, newsletter, or on the web really looked like? We have!

To correct this "media" problem, we are starting a "New Collection Swatch" club. The fee is \$5.00 per month. For that fee a 5" square swatch of all new collection bolts will be sent to you by mail. Same month's mailings may contain a "ton" of swatches, but each month's mailing will include at least 20 swatches.

The club can be joined at any time. The first month's fee is due upon registration. We can automatically charge you monthly or you can re-register each month on the web. See www.fisllc.com/id218.html ☺

Classes

Our classes are offered "When You Want It"! We will schedule a group or private class at any time during business hours [and sometimes outside of business hours]. This should eliminate the problem of not being able to attend a class due to time constraints.

We are currently redesigning our class offerings. We are emphasizing technique classes vs. project oriented classes.

Some of the classes we now have are as follows. If you don't see what you want, most likely we can provide it or get it for you!

Class	Description
Piecing Circles & Curves	
	Learn a new technique to piece a circle (or any curve) into a block with a standard sewn seam. And without any pins!!!

Mastering Miters

Tired of having your miters not turn out square, not lie flat, run out of fabric? This class will show you the techniques to master making mitered corners on sashings and borders. As an added bonus, this class will have tips/tricks to matching stripes and/or plaids on the miter.

In a Bind

You've finished your quilt top, quilted it, Now What? This class begins by showing how to calculate yardage for binding and create straight grain and bias binding. Additionally, techniques for squaring corners, applying the binding to the quilt edges and making mitered corners will be taught. Finally learn the differences between a blind-hem vs. a ladder stitch to finish.

Basics for Beginners

Fabric Selection/Color Choices

Tools for Success

Rotary Cutting

Preparing Fabric for Cutting

1/4" Seam

Techniques for making Blocks:

 Strip Piecing - Nine Patch Block

 Triangle Blocks - Flying Geese Block

 Half Square Triangles - Pinwheel Block










 Paper Piecing - Tree Block



 Sashing & Borders

 Binding

Paper Piecing

If you love accuracy, perfect points, and seams perfectly matched, paper piecing is for you. 1/4" seam allowances & perfect rotary cutting abilities don't matter! With paper piecing you can achieve

	accurate professional looking results, even as a beginning quilter.
Strip Piecing	
	As a basic beginning quilting technique, strip piecing will change the way you piece blocks forever. Create a nine-patch block with ease during this class.
Photo Transfer & Printing	
	Learn the techniques of making your memory blocks for a memory quilt. Specifically covered are:
	 Methods of putting pictures on fabric
	 Basic Scanning
	 Copying
	 Printing directly on fabric
	 Transferring onto Fabric
	 High quality transferring onto fabric
Digital Photographic Techniques	
	We will be introducing Microsoft Photo Editor and Adobe Photo Shop Elements 3.0
	How the basics of photographic techniques are altered by digital photography
	The concept of levels or layers
	Basic Techniques:
	 Cropping
	 Color Adjustments
	 Red eye removal

	 Rotating
	 Resizing
Machine Quilting	
	Learn techniques to machine quilt your small projects at home with your sewing machine. Taught by Sandy Schmidt.
Raggedy Flannel Pillow	
	Learn techniques needed to rag quilt. Using these techniques you will create a 12 inch pillow cover.

Refer to www.fisllc.com/id21.html ☺

SewSewNEWS

This newsletter is published and edited by Rick & Ruth Grihalva of Forever In Stitches, LLC to promote the art and craft of quilting. Although precautions have been taken, typographical and other errors may exist. If you encounter any errors, question any information, or simply want to comment on the newsletter or its contents, please feel free to contact us at the shop (419) 358 – 0656. Offers, specials and similar items are subject to change without notice. Please refer to our website for more information and limitations ☺